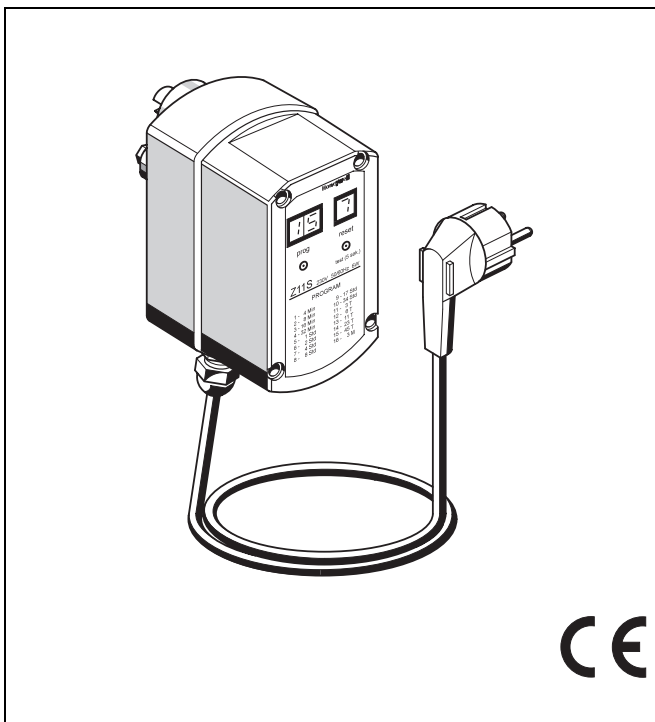


## Z11S

### Reverse rinsing actuator for fully automatic filter cleaning

#### Product specification sheet



#### Construction

The reverse rinsing actuator comprises:

- Housing
- Bayonet connection
- Mains cable

#### Materials

- High quality synthetic material housing

#### Reverse Rinsing

Reverse rinsing duration with mains electrical operation approximately 25 sec.

Reverse rinsing quantity at 4.0 bar operating pressure:

Filter size	Drain connection	Reverse rinsing quantity (litres)
1/2" + 3/4"	DN 50	12
1" + 1 1/4"	DN 70	15
1 1/2" + 2"	DN 70	18

#### Application

The Z11S automatic reverse rinsing actuator provides fully automatic cleaning for all Honeywell reverse rinsing filters, filter combinations, water supply units and water distributor units. The reverse rinsing intervals are adjustable in sixteen steps between four minutes and three months. The Z11S has an emergency running function in the event of power failure (only when batteries are fitted) and offers the possibility of manual operation of the reverse rinsing function. Connection options are available for differential pressure switching, remote control and remote monitoring.

#### Special Features

- Pushbuttons give easy setting of intervals
- Pushbutton for manual operation of reverse rinsing
- Digital indicator of time interval set
- Digital indicator of number of reverse rinsing cycles carried out
- Facility to indicate time remaining before next programmed reverse rinsing cycle
- Reset button enables resetting of counter
- Settings are maintained even when electrical power fails
- Set during manufacture to 45 day interval
- Can be set to 16 different reverse rinsing intervals
- Automatic battery<sup>1)</sup> run-on if mains supply fails
- Manufactured with integral electrical suppression
- Additional PG 9 cable entry for connection of remote operation, remote monitoring or differential pressure control
- Can be connected for differential pressure switch, remote operation or remote monitoring
- Bayonet connection enables fitting without tools

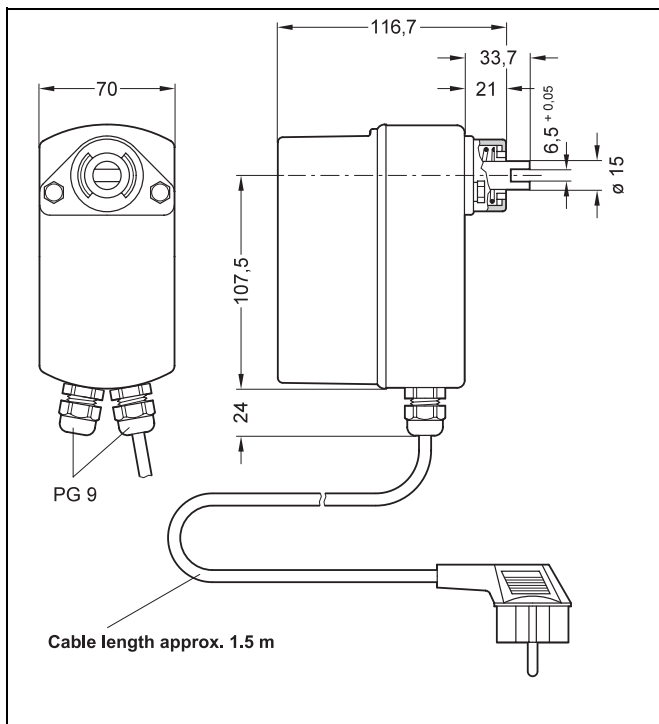
#### Range of Application

For fully automatic reverse rinsing of Honeywell filters, filter combinations, water supply unit and water distributor units.

#### Technical Data

Mains cable	1.5 metres
Batteries	Four LR6-1.5 V-Mignon/AA size alkali-manganese batteries <sup>1)</sup>
Battery life	Approximately 3 years
Water temperature	Maximum 70 °C
Time intervals	4 minutes to 3 months
Ambient conditions	5...90 % relative humidity 0...60 °C
Protection type	IP 55 sprayed water
Protection class	1 DIN VDE 0700 -T1/EN 60335 -1

<sup>1)</sup> Batteries are not supplied with the appliance. Batteries are not necessary if automatic run-on in the event of power failure is not required. When batteries are fitted, the appliance should not be left unplugged for long periods.



### Method of Operation

The Z11S opens or closes the ball valve according to the set time interval. The opening of the ball valve causes a differential pressure within the filter which activates the reverse rinsing function. The actuator closes the ball valve again after the end of the reverse rinsing cycle. Four batteries (not supplied) provide back-up protection. The batteries close the ball valve if power fails during reverse rinsing function, thus preventing unwanted water loss.

### Options

From 1997 onwards: Use reverse rinsing actuator Z11S for filters and filter combinations HS10S, F76S, F76CS, FK76CS, FKN76CS, FN76CS, FK74C, F74C, FKN74C, FN74C and FN09S.

Z11S-A = 230 V, 50/60 Hz, 10 W  
with moulded Schuko electrical plug

Z11S-B = 24 V, 50/60 Hz, 10 W  
without electrical plug

Z11S-Z = 230 V, 50/60 Hz, 10 W  
with moulded Type 12 electrical plug for Switzerland

### Additional connection options

The Z11S can be remotely actuated by:

- A volt-free switching circuit
- Via an open-collector output.

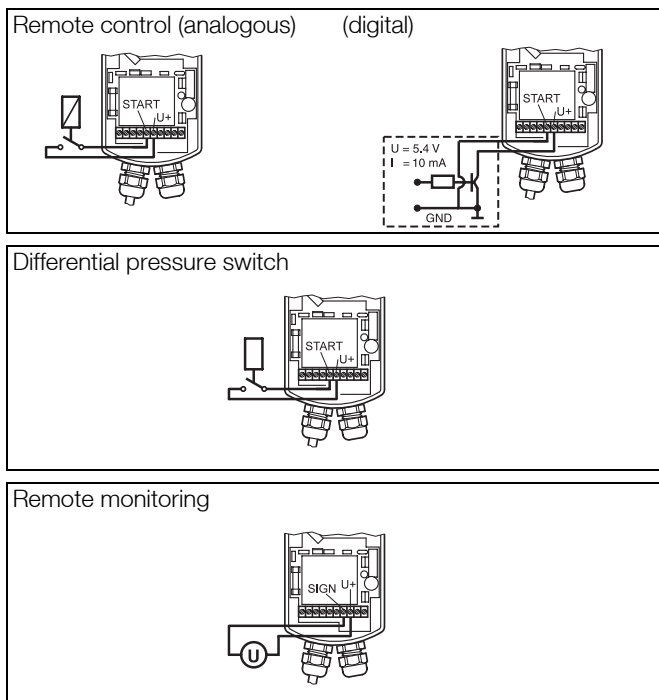
In both cases the minimum holding period is one second.

Reverse rinsing occurs when the inputs "Start" and "U+" have been separated.

The reverse rinsing function can be actuated according to demand using the DDS76 differential pressure switch with voltage free switching. It is recommended that the differential pressure be set to 1.0 bar. Operation occurs when the inputs "Start" and "U+" have been separated, that is, after the differential pressure has fallen below the set value. Through this it is guaranteed that a maximum quantity of water is available for reverse rinsing. If reverse rinsing starts immediately irrespective of the duration of the differential pressure signal, then the inputs should be connected instead to "U+" and "SIGN".

⚠ The DDS76 differential pressure switch can only be used where Z11S and F76S fine filters are also installed.

For remote monitoring of the open/closed position of the ball valve the installation of a building management system with 0 to 10 V input is recommended. The maximum current is 10 mA. With a current of 0.5 V the ball valve is open and with a value between 5 V and 6 V the ball valve is closed.



**Western Region**  
(08) 9412 6100  
hydramet@hydramet.com.au

**Central Region**  
(08) 8374 7800  
hydrasa@hydramet.com.au

**Eastern Region**  
(03) 9325 3900  
hydravic@hydramet.com.au

[www.hydramet.com.au](http://www.hydramet.com.au)